



MCM OIL TOOLS

A MANIFOLD, VALVE & CHOKE MANUFACTURING COMPANY

Quality • Delivery • Price

Check Valves
for Drilling &
Production



Pressures up to
15,000 PSI for
Various Sizes



Meets or
Exceeds API 6A
Standards &
NACE MR-01-75



Internal
Parts are
Completely
Interchangeable
with CIW



Check Valve
CAMERON STYLE 'R' TYPE

- Manifolds
- Gate Valves
- Check Valves
- Chokes and Control Panels



6A-0566

9217 Summerbell Lane • Houston, Texas 77074

Tel: 713-541-1212 • Fax: 713-541-4664

E-Mail: sales@mcmolltools.com • Website: www.mcmolltools.com

CAMERON STYLE 'R' CHECK VALVE

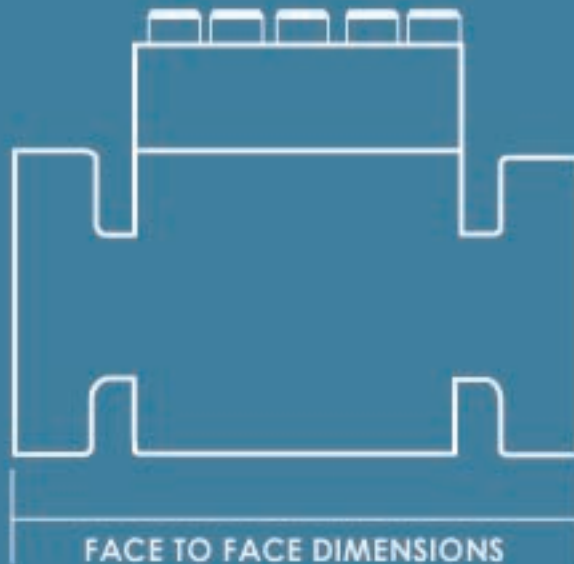
The model 'R' Check Valve is a field proven valve which provides reliability and interchangeability.

A wide range of body and trim materials to meet various operating conditions.

Meets or exceeds API 6A Standards.

Valves are designed for Drilling and Production applications.

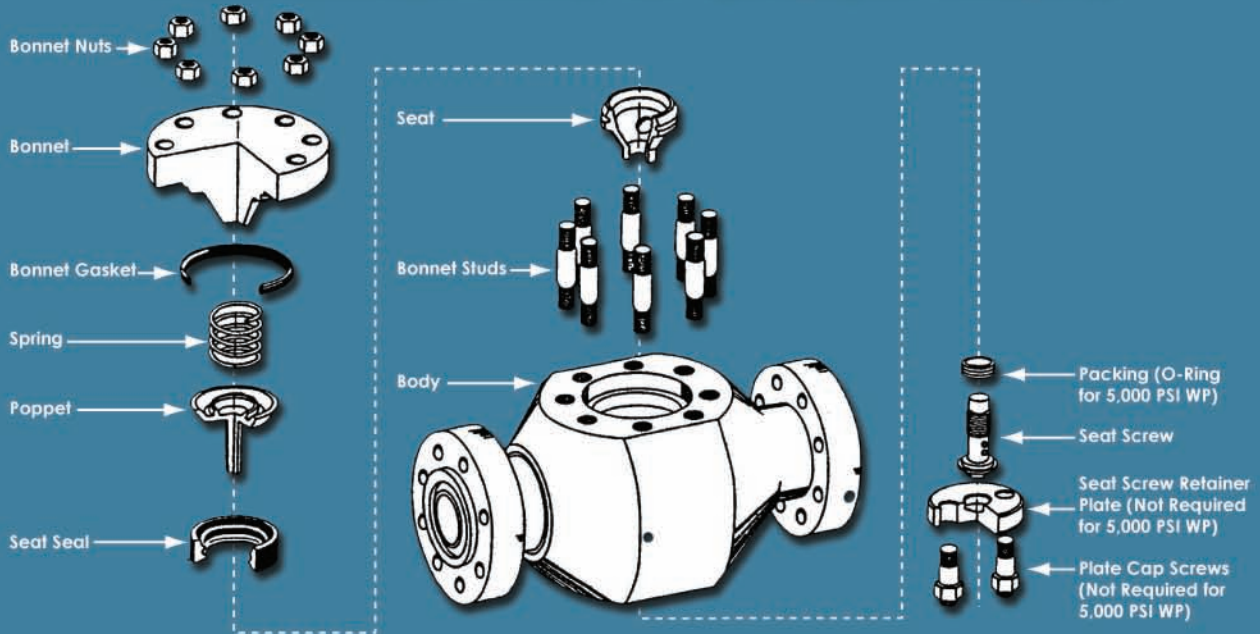
Check Valves have elastomeric seal between seat and poppet.



Nominal Size	Rating	Face to Face Dimension
2-1/16"	5,000	14.62
3-1/8"	5,000	18.62
4-1/16"	5,000	21.62

Nominal Size	Rating	Face to Face Dimension
2-1/16"	10,000	16.50
3-1/16"	10,000	24.38
4-1/16"	10,000	26.38

REPLACEMENT PARTS FOR C.I.W. TYPE 'R' CHECK VALVE



'R' CHECK VALVE PART NUMBERS

SIZE AND WORKING PRESSURE	TRIM	COMPLETE ASSEMBLY	POPPET	SEAT	SPRING	SEAT SEAL	BONNET GASKET	O-RING	PACKING	SEAT SCREW
1 13/16" 10,000 psi WP	Regular Trim	698800-19-01	2306-01	21094-01	20300	20298	19060-07	—	21448-01	21116
	Super Trim	698800-19-04	34209	668266	34211	20298	19060-07	—	21448-01	668265
	SST Trim	698800-19-03	20306-02	21094-02	20300	20298	19060-07	—	21448-01	668265
1 13/16" 15,000 psi WP	Regular Trim	698800-22-01	20306-01	21094-01	20300	20298	19060-07	—	21448-01	21116
	Super Trim	698800-22-04	34209	668266	34211	20298	19060-07	—	21448-01	668265
1 13/16" 20,000 psi WP	Super Trim	698800-25-04	680751	680750	34211	680754	19060-19	—	21448-01	—
2 1/16" 5,000 psi WP	Regular Trim	698801-16-01	20306-01	20305-01	20300	20298	21793-16	6227-21-20-75	—	696126
	Super Trim	698801-16-04	34209	34212	34211	20298	21793-31	6227-21-20-75	—	34208
	SST w/Super Trim	698801-16-05	34209	34212	34211	20298	21793-31	6227-21-20-75	—	34208
2 1/16" 10,000 psi WP	Regular Trim	698801-19-01	20306-01	21094-01	20300	20298	19060-07	—	21448-01	21116
	Super Trim	698801-19-04	34209	668266	34211	20298	19060-07	—	21448-01	668265
	SST Trim	698801-19-03	20306-02	21094-02	20300	20298	19060-07	—	21448-01	668265
2 1/16" 15,000 psi WP	Regular Trim	698801-22-01	20306-01	21094-01	20300	20298	19060-07	—	21448-01	21116
	Super Trim	698801-22-04	34209	668266	34211	20298	19060-07	—	21448-01	668265
	SST Trim	698801-22-03	20306-02	21094-02	20300	20298	19060-07	—	21448-01	668265
2 1/16" 20,000 psi WP	Super Trim	698801-25-04	44928-02	44929-02	610089-03	680754	19141-13	—	—	—
2 9/16" 10,000 psi WP	Regular Trim	698802-19-01	20306-01	21094-01	20300	20298	19060-07	—	21448-01	21116
	Super Trim	698802-19-04	34209	668266	34211	20298	19060-07	—	21448-01	668265
2 9/16" 15,000 psi WP	Regular Trim	698802-20-01	20306-01	21094-01	20300	610544-02	19060-07	—	21448-01	21116
	Super Trim	698802-22-04	44789-01	44791-01	610089-04	20398	19141-13	—	21448-01	44924-2
2 9/16" 20,000 psi WP	Super Trim	698802-25-04	611265-01	611264-01	610089-04	—	19141-02	—	—	—
3 1/16" 15,000 psi WP	Regular Trim	698803-22-01	20402-01	44791-04	20400	20398	19060-08	—	21448-02	44924-6
	Super Trim	698803-22-04	44789-02	44791-02	610089-03	20398	19141-13	—	21448-02	44924-2
3 1/16" 20,000 psi WP	Super Trim	698803-25-04	611265-01	611264-01	610089-04	—	19141-12	—	—	—
3 1/8" 5,000 psi WP	Regular Trim	698803-16-01	20402-01	21401-01	20400	20398	21794-13	6230-01-20-70	—	20399
	Super Trim	698803-16-04	681803	681802	681800	20398	21794-18	6230-01-20-70	—	683674
	SST Trim	698803-16-02	20402-02	20401-02	20400	20398	21794-13	6230-01-01-90	—	683674
3 1/16" 10,000 psi WP	Regular Trim	698803-19-01	20402-01	21401-01	20400	20398	19060-08	—	21448-02	21502
	Super Trim	698803-19-04	681803	681802	681800	20398	19060-08	—	21448-02	681801
	SST Trim	698803-19-03	20402-02	20401-02	20400	20398	19060-08	—	21448-02	681801
4 1/16" 5,000 psi WP	Regular Trim	698804-16-01	20402-01	20401-01	20400	20398	19060-08	6230-01-20-70	—	20399
	Super Trim	698804-16-04	681803	681802	681800	20398	21794-18	6230-01-20-70	—	683674
4 1/16" 10,000 psi WP	Super Trim	698804-19-04	681803	681802	681800	20398	19060-08	—	21448-02	681801
4 1/16" 15,000 psi WP	Super Trim	698804-22-04	610074-01	610073-01	610089-01	20398	19141-04	—	21448-02	610072-1

9217 Summerbell Lane • Houston, Texas 77074

Tel: 713-541-1212 • Fax: 713-541-4664


E-Mail: sales@mcmoiltools.com • Website: www.mcmoiltools.com



MCM OIL TOOLS

A MANIFOLD, VALVE & CHOKE MANUFACTURING COMPANY

Quality • Delivery • Price



CHOKE & KILL MANIFOLD



CONTROL PANEL



MANUAL CHOKE
CAMERON STYLE 'H2' TYPE



HYDRAULIC DRILLING CHOKE
CAMERON STYLE



GATE VALVES
CAMERON STYLE 'FC' TYPE




CHRISTMAS TREE



W-K-M VALVE



SPOOLS



TEE'S AND CROSSES



DSA

9217 Summerbell Lane • Houston, Texas 77074

Tel: 713-541-1212 • Fax: 713-541-4664

E-Mail: sales@mcmoiltools.com • Website: www.mcmoiltools.com